



EQUIPMENT &  
TECHNOLOGY  
MANIFEST

**The largest, best-equipped  
Disabled Veteran-Owned Small Business  
fabrication vendor in the country.**



Terry: 712-252-5254 | John: 256-683-7599 | [AmericanWarriorEnterprises.com](http://AmericanWarriorEnterprises.com)



# Table of Contents

About American Warrior Enterprises . . . . .	1
Brake Presses . . . . .	2
CNC Laser Cutting Machines . . . . .	4
CNC Milling Machines and Multi-Cam CNC Routers . . . . .	5
Corsol® Coatings and Advanced Paint Technologies . . . . .	6
Cranes . . . . .	7
Drill Presses . . . . .	8
Miscellaneous Presses . . . . .	8
Grinders . . . . .	9
Metal Formers . . . . .	10
Miscellaneous Equipment . . . . .	11
Power Saws . . . . .	12
Punch Presses . . . . .	13
Turret Presses . . . . .	14
Welding Stations . . . . .	15

*The photos contained in this document are intended to be representative.  
The actual equipment may look slightly different than what is shown.*



# American Warrior Enterprises is the fabrication partner you've been looking for.



**American Warrior Enterprises** is the best-equipped Service-Disabled Veteran-Owned Small Business metal fabrication firm in the country. Our customers rely on us for accurate, timely completion with logistical support, scheduled vehicle repairs and readiness, including precision, tight-tolerance metal fabrication for hard-to-come-by components like fixtures, panels and armor plate. And we deliver. Every project. Every day.

Our production facility is ISO 9001:2015 and AS9100 Certified. We are also ITAR Registered, JCP dd2245 Certified, and NIST 800-171 Compliant. And of course, our welders hold appropriate AWS Certifications.

Our equipment and technology versatility and our flexibility mean that “Yes, we can do that.”

We can apply the right tools for your project, we can fabricate large, complicated parts accurately and efficiently – including the ability to cut and process up to 18-inch armor plate. We can also provide secure project islands for defense- and/or safety-related applications. We can handle high-priority projects, high-volumes and short runs, delivering exceptional efficiencies, quality, and fast-turns – all at efficient, predictable costs. It's the hallmark of American Warrior Enterprises.

The bottom line: If you're looking for a reliable, cost-efficient supply chain partner, you've come to the right place. Put American Warrior Enterprises to work for your bottom line.

**Learn more at [AmericanWarriorEnterprises.com](http://AmericanWarriorEnterprises.com) or call 1-712-252-5254.**

## AT A GLANCE:

**Cage Code:** 7XMY3  
**UEI:** URXHT86VMMB9  
**DUNS:** 080820292

## CORE COMPETENCIES:

- Fabricated Steel & Aluminum Products
- Value Added Fabrication
- End-to-End Solutions
- Secure Project Islands
- Assembly Line Capabilities
- Design/Engineering Review | VA-VE
- Logistical Support
- Strict Quality Control
- Just-In-Time Manufacturing
- Laser Cutting
- CNC Bending, Forming, Machining, Milling & Turning
- Precision Welding
- Coating & Painting

## PSC CODES:

331 Primary Metal Manufacturing  
332 Fabricated Metal Product Manufacturing  
333 Machinery Manufacturing  
336 Transportation  
488 Packing/Crating

## NAICS:

We cover a variety of NAICS codes.  
Contact us for specific NAICS information.

ISO 9001:2015  
CERTIFIED



NIST  
800-171 Compliant



## BLAST MACHINE



### **Blast Machine—Empire Auto Abrasive**

Our Empire Auto Abrasive Blast Machine includes both continuous and indexing turntable capabilities that are ideal for parts requiring long blast cycles. Our machine features a blowoff manifold and timer, which automatically remove residual material from the part and turntable, so the operator is freed from the task of manual blow-off. This system can be loaded and unloaded manually, designed as an integral part of the production line. By coordinating movements of our blast guns, oscillating vertically and horizontally, the system ensures throughout coverage and fast cleaning in a single pass.

## BRAKE PRESSES

**We have eleven Brake Presses, each with different capacities, sizes and features.**



### **Amada RG-8024 (80 Ton)**

Our Amada RG-8024 brake press is designed specifically to enhance computer control with centralized adjustment of tonnage, bending depth, and stroke length. Strategic placement of the cylinders eliminates the need for shim precision tooling and angular accuracy is constant over the full part length. With fully adjustable two speed operation and handwheel depth control, set-up is optimized, and scrap is reduced. Sectionalized punch holders allow deep box forming and can create windows for long return flange. As always, safety is kept at the forefront with smooth throttle action, tonnage limiter, and a treadle shield.



### **Bystronic Xpert (150 Ton/10 ft. Bed)**

Our Bystronic Xpert 150 is a top-of-the-range machine with very high position and repetition accuracy. Bystronic offers the most extensive database of parts and presents that can be simply expanded with additional material characteristics and parameters. Our machines offer first class bending results thanks to pressure reference technology with fully automatic dynamic crowning. There are only six mouse clicks between a 3D data file and a 3D part, making the Xpert 150 one of the easiest brake presses to use.



### **Bystronic Xpert 320 (350 Ton/14 ft. Bed)**

Like our Bystronic Xpert 150, the Bystronic Xpert 320 is a top-of-the-range machine with very high position and repetition accuracy. Bystronic offers the most extensive database of parts and presents that can be simply expanded with additional material characteristics and parameters. Our machines offer first class bending results thanks to pressure reference technology with fully automatic dynamic crowning. There are only six mouse clicks between a 3D data file and a 3D part, making the Xpert 320 one of the easiest brake presses to use.



### **Bystronic Xpert 80 (80 Ton/5 ft. Bed)**

The Bystronic Xpert 80 is a compact, mobile brake press that offers a bending length of approximately five feet with a press capacity of 88 US tons and all of this with a footprint less than 10 square feet. The machine supports flexible job shop production with fluctuating batch sizes and varying bent parts as well as for series production with recurring parts. The Xpert 80 is perfect for small size materials up to a material thickness of  $\frac{3}{4}$ " and achieves fast bending speeds up to 1"/sec. The ByMotion drive control ensures that the upper beam and back gauges are accelerated with high precision to create the perfect interplay between speed, precision, and bending force.



### **Bystronic Xpert 160 (160 Ton/10 ft. Bed)**

Like our Bystronic Xpert 150 and 320 brake presses, the Bystronic Xpert 160 is a top-of-the-range machine with very high position and repetition accuracy. Bystronic offers the most extensive database of parts and presents that can be simply expanded with additional material characteristics and parameters. Our machines offer first class bending results thanks to pressure reference technology with fully automatic dynamic crowning. There are only six mouse clicks between a 3D data file and a 3D part, making the Xpert 150 one of the easiest brake presses to use.

*The photos contained in this document are intended to be representative. The actual equipment may look slightly different than what is shown.*



### **Bystronic Xpert 200 (200 Ton/14 ft. Bed)**

Like our other Bystronic Xpert brake presses, the Bystronic Xpert 200 is a top-of-the-range machine with very high position and repetition accuracy. Bystronic offers the most extensive database of parts and presents that can be simply expanded with additional material characteristics and parameters. Our machines offer first class bending results thanks to pressure reference technology with fully automatic dynamic crowning. There are only six mouse clicks between a 3D data file and a 3D part, making all of the Bystronic Xpert brake presses among the easiest brake presses to use.



### **Cincinnati 230CB (230 Ton/14 ft. Bed)**

The Cincinnati 230CB brake press is designed for exceptional productivity, performance, and profit. Rapid set up and changeover allows our machine to increase profitability in low lot production with more parts per hour. Long, full-tonnage stroke, adjustable stroke length and selectable speed combinations make it easier for the 230CB to form both thin sheets and heavy plate with an accuracy margin of  $\pm .002$ ". This Cincinnati CB series machine is engineered by Computer Aided Design and incorporates an all steel construction, rigid frame members, self-aligning cylinders, manifold valve mounting, and automatic ram leveling to deliver the gold standard of metal forming.



### **Pacific 200 Brake Press (200 Ton) (T)**

Our Pacific 200 Brake Press handles payloads up to 200 tons with controls so sensitive that the operator can stop the ram within thousandths of an inch. Our machine operates at a constant speed, with constant tonnage throughout the entire stroke, making it an ideal deep draw press. Its hydraulic cylinders provide built in hydraulic cushions to help absorb the shock of heavy punching and blanking, allowing us to handle extremely robust metalworks. The Pacific 200 has a bed length of 6 feet and a stroke length of 6 3/8" with a single pressing speed and rapid return.



### **Trumpf TruBend 5320 (250 Ton/14 ft. Bed)**

Our TruBend 5320 TRUMPF is one of the most productive brake press machines on the market today - from programming, to setup, to bending. Innovative features such as the lower tool displacement and the 6-axis back-gauge provide complete production freedom. The operator's work is made easier by numerous innovations such as the control concept, which is a revolution in its simplicity and intuitive use, as well as new solutions in the field of ergonomics, such as the MagicShoe. The On-Demand Servo Drive operates quickly, quietly, and in an energy efficient way with angle measuring systems and numerous equipment options focused on increasing safety as well as productivity. An automatic tool changer and intuitive Touchpoint TruBend operation makes our press brake stand out among the competition.



### **Verson T1512 Brake Press (15 Ton) (T)**

The Verson T1512 brake press has the power, precision, and control we need in today's competitive production environment. Our machine is durable and rugged, backed by more than 50 years of engineering innovation. A Quill mounted flywheel, power adjustment of ram with motor mounted brake and limit switches, micrometer ram adjustment indicators, a lower die holder, and a set of back gauges are several of the features that are standard in the Verson brake press. Foot control and a mechanical clutch allows our workers to have immense control over the bend from start to finish.



### **Wysong 90-10 Brake Press (90 Ton) (T)**

Our Wysong 90-10 brake press has a capacity of 90 tons and an overall bending length of 12 feet. It features a 32" front operated manual back gauge and motorized ram adjustment for enhanced ease of use that gives our operators full control from beginning to end. With a 5 horsepower motor and a stroke length of 3", our machine is powerful enough to handle a wide array of metalworks.

*The photos contained in this document are intended to be representative. The actual equipment may look slightly different than what is shown.*

## CNC LASER FIBER CUTTING MACHINES

We have five advanced CNC laser cutting machines, each with unique capabilities and attributes.



### **Bystronic Bysprint Fiber 4020 – 10K Fiber Laser**

We have two, 10K Bystronic Bysprint Fiber 4020 laser cutting machines that offer the highest productivity for competitive fiber laser cutting. With a cut area of 80” by 160”, both of our 10K fiber laser cutters can handle a wide array of steel, aluminum and other non-ferrous metals. We can cut stainless steel with a high precision up to a material thickness of 1.18 inches using technology that eliminates the need for laser gas and reduces power consumption. Our machines operate with automated process solutions for fast loading and unloading as well as Cut Control for a significant reduction in the risk for miscuts. The laser fiber system is three times faster than the traditional CO2 laser source and is up to 70% faster than other devices.



### **Bystronic Bysprint Fiber 4020 – 6K Fiber Laser**

Our 6K Bystronic Bysprint Fiber 4020 laser cutting machine offers the highest productivity for competitive fiber laser cutting. With a cut area of 80” by 160”, our 6K fiber laser cutter can handle a wide array of steel, aluminum and other non-ferrous metals. We can cut stainless steel with a high precision up to a material thickness of 1.18 inches using technology that eliminates the need for laser gas and reduces power consumption. Our machines operate with automated process solutions for fast loading and unloading as well as Cut Control for a significant reduction in the risk for miscuts. The laser fiber system is three times faster than the traditional CO2 laser source and is up to 70% faster than other devices.



### **Bystronic Bysprint 3015**

The 6K Bystronic Bysprint 3015 offers excellent cutting quality with high-cost effectiveness. Our CO2 laser cutting system can handle the entire range of sheet metal thickness using tried-and-tested cutting and piercing technologies combined with high machine dynamics to ensure a smooth cutting process. Nominal sheet size is 3000 mm x 1500 mm, and maximum simultaneous positioning speed is 140 m/minute. We maintain the highest level of productivity thanks to laser outputs up to 6 kilowatts and automated functions for uninterrupted cutting that is constantly monitored by Collision Detection to reduce the processing time of cutting jobs. Low energy consumption reduces parts costs and increases operational energy efficiency to keep us on schedule and working at our best.



### **Bystronic Bysprint 2023 - 12K Fiber Laser**

Our 12K Bystronic Bysprint offers excellent cutting quality with high-cost-effectiveness. This laser cutting system can handle the entire range of sheet metal thickness using tried-and-tested cutting and piercing technologies combined with high machine dynamics to ensure a smooth cutting process. Nominal sheet size is 3000 mm x 1500 mm, and maximum simultaneous positioning speed is 140 m/minute. We maintain the highest level of productivity thanks to laser outputs up to 6 kilowatts and automated functions for uninterrupted cutting that is constantly monitored by Collision Detection to reduce the processing time of cutting jobs. Low energy consumption reduces parts costs and increases operational energy efficiency to keep us on schedule and working at our best.




### **Waterjet Flow M500 90K (6 x 14 ft bed)**

Abrasive waterjets like our Flow M500 90K are ideally suited for tough, precision applications for any metal cutting. More than just common materials of mild steel and aluminum, abrasive waterjets easily cut titanium, Inconel®, brass, and tool steel. Whether your needs involve cutting 8 inch thick titanium or 1/4 inch aluminum, our Flow M500 90K waterjets are versatile enough to handle the job and cut a variety of shapes and materials.

*The photos contained in this document are intended to be representative. The actual equipment may look slightly different than what is shown.*

## CNC MILLING MACHINES AND MULTI-CAM CNC ROUTERS

We have eight advanced CNC milling machines and multi-cam CNC routers, each with unique capabilities and attributes.



### Emmegi Satellite 5-Axis CNC Mill

Our Emmegi Multi Operations Mill is a 5-axis CNC machining center with a moving gantry structure. The machine is designed for milling, drilling, thread cutting, and cutting on bars or large workspaces of aluminum, PVC, light alloys, and steel. The high power electrically-driven spindle allows machining operations, including heavy-duty work, to be completed with optimum results in terms of speed and accuracy. The Multi Operations Mill can be used in double mode to minimize machine downtime since the 16-place tool magazine and 500 mm blade are housed separately.



### Feeler VB-1300 CNC Boxway Machine

The Feeler VB-1300 with a 29" x 59" table is a heavy duty boxway machine featuring a high torque two stage gearbox and spindles up to 25 HP. X-Axis travels up to 51.2", Y-Axis travels up to 24" and Z-Axis travels up to 23.6". A 30-tool automatic tool changer and FANUC Oi-MD control are standard, making this one of the most robust and versatile CNCs on the market.



### Haas VF-4 CNC

Our Haas VF-4 CNC with an 18" x 52" table features reliable, high performance spindles designed to maximize torque and speed for increase productivity. Built-in tool changers have the capacity and speed to minimize our cycle times and boost our efficiency. State of the art chips and coolant keep our machine running smoothly, and Haas control ensures the gold standard of precision to deliver the highest quality final product.



### Haas VF-6/50 CNC

Our Haas VF-6/50 CNC with a 28" x 64" table offers high power and high torque for long-reach tools, large tools, and heavy material removal. Our machine has a standard spindle speed of 7500 rpm and a tool capacity of up to 31. Chip and coolant management keeps the CNC running smoothly and efficiently with a programmable coolant nozzle, window air blast, chip auger, and a 95-gallon coolant tank. The Haas Control technology allows for clear visualization and monitorization of job progress to ensure we stay on track.



### Haas CNC 3-Axis Mill

Our Haas VF-9 CNC 3-Axis Mill features a large-frame with high-power direct-drive spindles customizable to the job. This workhorse is well suited to high material removal rates, no matter what kind of cut is being taken. The standard 7500-rpm 50-taper spindle has 30 hp, and the 2-speed gearbox delivers 450 ft-lb of torque at 500 rpm. This is perfect for drilling large holes, using wide shell mills, and any other demanding application.



### 3000 Series Single Head CNC Router

The 3000 Series Single Head CNC router is extremely effective for cutting foam, composite materials, and marine fabrication. A high cut speed of 1,400 IPM and rapid traverse of 2,500 allows for enhanced productivity on the job. Our machine performs with consistently high accuracy at a repeatability of 0.001" and can easily fit in compact production areas due to its small profile. With a relatively low weight and all-steel frame, the 3000 Series router is quite mobile and incredibly durable.



### 5000 Series Dual Head CNC Router

The 5000 Series Dual Head CNC router features an 1,800 IPM cut speed and a 3,000 IPM rapid traverse allowing the machine to move quick enough to maintain a high level of productivity. A consistent repeatability error margin of 0.001" ensures an extremely accurate cut for every job. The 5000 Series has a compact all-steel body for enhanced durability and capabilities in smaller workplaces. Our router is optimized for working with wood, non-ferrous metals, plastics, and sign making. A robust 12 MB of memory means we can easily store and transfer programs as well.

The photos contained in this document are intended to be representative. The actual equipment may look slightly different than what is shown.



### **Emmegi Satellite E5 XTE CNC Mill (5-Axis, 30 foot bed travel)**

Our Emmegi E5 XTE CNC Multi Operations Mill is a 5-axis CNC machining center with a moving gantry structure and a 30-foot bed travel. The E5 XTE is designed for milling, drilling, thread cutting, and cutting on bars or large workspaces of aluminum, PVC, light alloys, and steel. The high power electrically-driven spindle allows machining operations, including heavy-duty work, to be completed with optimum results in terms of speed and accuracy. The Multi Operations Mill can be used in double mode to minimize machine downtime since the 16-place tool magazine and 500 mm blade are housed separately.

## **CORSOL® COATINGS AND ADVANCED PAINT TECHNOLOGIES**

**The Corsol® coatings process is a field-proven solution to corrosion, based on a process called Metal Polymerization®, providing protection against corrosion undercutting and blistering. American Warrior Enterprises is one of the few fabrication vendors who offer this process, and we have a dedicated line for it. Additionally, we have six different paint booths, each tailored to a specific process or product type.**



### **AFC Paint Booth**

Our AFC paint booth is designed by industry-wise craftsmen with quality, safety, and efficiency in mind. Superior airflow provides a safer work environment for the operator and the perfect painting environment. It utilizes a three-stage filtering process with a purge system to clean the cartridge filters. The primary filters are polyester ring panels and the secondary filters are a multi-pocket bag style. The final filters, which filter the air before allowing it back into the work area, are a high efficiency box-style pleat.



### **Corsol® Coatings Process**

American Warrior Enterprises is one of the few fabrication vendors who offer this process, and we have a dedicated line for it.



### **Binks GEM3/Graco Auto Wet Paint Conveyor Line**

Our Binks GEM3/Graco Auto Wet Paint Conveyor Line gives us 244 feet of painting line using the best spray technology in the industry. Binks and Graco paint spray guns provide the confidence and utility to achieve high-quality results with even paint coverage for every job. Our paint systems feature electrostatic applicators that integrate easily with our automated paint system and air caps that are tailored to produce uniform spray patterns and excellent transfer efficiency. This equipment gives us the versatility to develop our production plan and execute it with success.



### **Infratech Hunter TCX625**

Our Infratech Hunter TCX625 tire machine's pedal-controlled inner roller saves the operator time and effort, bringing service times that are comparable to manual methods, but are much safer. An enhanced lever also improves traction when mounting the outer bead. Hunter's TCX625 combines compact size with a unique mount/demount roller mechanism to provide high performance servicing of heavy-duty, over-the-road truck assemblies. Ramps reduce operator effort and the TCX625 Plus HD is ideal for wide based and specialty assemblies.



### **Kärcher HDS 4.8/30 EC ST NG (2 Stations)**

We have two Kärcher HDS 4.8/30 EC ST NG oil-fired skids. The Kärcher HDS 4.8/30 EC ST NG oil-fired skid is the workhorse of the pressure washer industry. Delivering up to 5.6 GPM of hot water at up to 3500 PSI, this rugged gas and diesel-powered machine is built on an open frame using heavy-gauge 1-1/4" powder coated steel and is ideal for mounting to a truck or on a trailer. The electric-start engine and powerful belt-drive Kärcher KT pump are isolated from the rest of the machine on a shock-mounted sub-frame to reduce vibration. Steam combination comes standard as well.

*The photos contained in this document are intended to be representative. The actual equipment may look slightly different than what is shown.*

**We have 38 Crane Systems of varying capacities throughout the plant.**




### **Crane Systems (7- and 7.5-Ton) (2 Systems)**

Our 7-ton and 7.5-ton capacity cranes use electronic soft-start acceleration, adjustable torque bridge brakes, and a lift speed of 50 fpm to accommodate large loads and boost productivity.



### **Crane System (7.5 Ton)**

Our 7.5 Ton capacity crane uses electronic soft-start acceleration, adjustable torque bridge brakes, and a lift speed of 50 fpm to accommodate large loads and boost productivity.



### **Gorbel Crane System (2 Ton) (13 Systems)**

Each of our 13 Gorbel Crane Systems uses two parallel steel tracks, or runways, to guide a steel bridge over our workspace. Capacities range from 150 to 4000 lbs., supporting distances of 20, 25, and 30 feet. The bridge features a non-binding trolley that glides along the inside of the enclosed track to give us complete coverage within the frame of the system. By spreading the weight of the load over the bridge and runways of the crane, moving and positioning a full 4000-pound load becomes a safe and easy one-person job.



### **Gorbel Crane System (1 Ton) (12 Systems)**

Our Gorbel Crane Systems use two parallel steel tracks, or runways, to guide a steel bridge over our workspace. The bridge features a non-binding trolley that glides along the inside of the enclosed track to give us complete coverage within the frame of the system. By spreading the weight of the load over the bridge and runways of the crane, moving and positioning a full 2000-pound load becomes a safe and easy one-person job.



### **Overhead Monorail Crane System (2- to 5-Ton) (10 Systems)**

Each of our Overhead Monorail Cranes is a floor mounted jib crane with a heavy wall structural steel pipe mast and a reinforced large diameter base plate for minimal deflection and continuous alignment. The durable and long-lasting overhead floor crane features a rolled steel I-beam section with tapered flange for smooth trolley travel. A safety end stops at both end of the boom to limit trolley travel. The 25' crane is bolted into concrete foundations with a capacity between 2 and 5 tons for use with a wide variety of jobs.

*The photos contained in this document are intended to be representative. The actual equipment may look slightly different than what is shown.*

## DRILL PRESSES

We operate two large drill press workstations.



### Hercules Multi-axis 60" Drill Press

The Hercules Multi-axis 60" drill press is perfect for reaming, countersinking, counterboring, and tapping of a wide variety of metalworks. The structure of the drill head allows our machine to adapt to the specific dimensions and orientation of each job so that the perfect hole can be made, and with 60" of working area, our drill press can handle an array of shapes and sizes with ease. The Hercules drill press ensures that drilled holes are the exact depth and width needed to deliver the best final product in the most efficient way.



### Fosdick 36" Radial Arm Drill Press

Our Fosdick 36" radial arm drill press is perfect for reaming, countersinking, counterboring, and tapping of a wide variety of metalworks. The structure of the drill head allows our machine to adapt to the specific dimensions and orientation of each job so that the perfect hole can be made, and with 36" of working area, our drill press can handle an array of shapes and sizes with ease. The Fosdick drill press ensures that drilled holes are the exact depth and width needed to deliver the best final product in the most efficient way.

## MISCELLANEOUS PRESSES



### Fastener -/ Installation Press System – Pemsarter Series 2000

Our 2018 Pemsarter Series 2000 automatic fastener-installation press system incorporates upgraded operating features and expansion capabilities to promote streamlined job productivity and quality. The press offers the ideal technology to install all types of self-clinching fasteners rapidly, reliably, and permanently in thin-metal sheets. With the LightStream Operator Safety System, only a fast, precise, and reliable ram force is applied to fasteners during installation. The Series 2000 press utilizes a programmable logic controller and a menu-driven touch screen operator interface system, in eleven available languages. Touch screens allow for quick-run-set-up, easy operator training, and precise fastener installation setups. They also allow the operator to instantly adjust installation. Variables such as dwell time and installation force automatically alert and direct the operator to any safety or system faults for quick diagnosis.



### Finisher/Tumbler – Royson Auto Polish Tumbler

Our Royson Auto Polish Tumbler delivers vibratory finishing at top-of-the-line quality. The machine deburrs, polishes, burnishes, cleans, and finishes a variety of small parts. The compact work chamber allows hand picking of parts from the work bowl at the end of the process cycle. Single or three phase operation allows seamless integration of this unit into our manufacturing environment.

The photos contained in this document are intended to be representative. The actual equipment may look slightly different than what is shown.

**We operate four different styles of grinders, each with a specific application or purpose.**



### **Blanchard 22D 42" Surface Grinder**

Our Blanchard 22D 42" Surface Grinder consists of a vertical grinding spindle, with either a grinding wheel or grinding segments, and a rotating magnetic chuck. Our machine has two servo controlled axes: the carriage (X-Axis) and the spindle head (Z-Axis). Each axis is powered by a servo motor with encoder feedback for accurate positioning. The process of "Blanchard Grinding" is synonymous with quality, precision, and accuracy. Parallelism and flatness to  $\pm .0002$ " are achievable. Blanchard Grinders are able to quickly and effectively remove stock from a variety of materials including steel, ceramic, silicone and cast iron. Effective reductions of cycle times, elimination of operations and increase in productivity are all possible with the Blanchard 22D.



### **Chevalier FSG-818AD Surface Grinder**

The Chevalier FSG-818AD Surface Grinder is made of high grade Meehanite cast iron that is stress relieved through annealing to eliminate internal stress. With the greatest stiffness and stability of the castings, this machine is suitable for both precision surface grinding and form grinding. The interlock between the electrical cabinet door and power supply ensures safe operation. Our machine has spring-loaded type table travel stops that dampen the over travel caused by abnormal operations. Also, it features a saddle that travels on Turcite-B coated and hand scraped double V guideways.



### **Chevalier FSG-818AD Surface Grinder**

The Chevalier FSG-818AD Surface Grinder is made of high grade Meehanite cast iron that is stress relieved through annealing to eliminate internal stress. With the greatest stiffness and stability of the castings, this machine is suitable for both precision surface grinding and form grinding. The interlock between the electrical cabinet door and power supply ensures safe operation. Our machine has spring-loaded type table travel stops that dampen the over travel caused by abnormal operations. Also, it features a saddle that travels on Turcite-B coated and hand scraped double V guideways.



### **Pratt Burnerd Universal Setrite 3-Jaw Chucks**

Pratt Burnerd Universal Setrite 3-Jaw Chucks are precision manufactured with a .0005 TIR repeatability on duplicate parts. The steel body allows high metal removal rates. Our 3-Jaw Setrite Chucks are equipped with two-piece American standard tongue and groove reversible jaws. Chucks have nitride hardened scroll and hardened pinion.

*The photos contained in this document are intended to be representative. The actual equipment may look slightly different than what is shown.*



### **Roll Form – Ardcor 18 Stand Auto Roll Form**

Our Ardcor 18 Stand Auto Roll Form allows for automatic, continuous bending of metal material to produce our desired cross-sectional geometry. The Ardcor Roll Dorm produces a more consistent part than other forming methods and offers high adaptability in situations when parts need to be changed out on the fly. The machine handles both ferrous and non-ferrous metals as well as pre-treated (paint, plastic wrapped, etc.) materials so that secondary coating operations can be eliminated.



### **Roll Form – Ardcor Roll Former**

Our Ardcor Roll Former is equipped with 9 stands to handle long workpieces accurately and easily. Our machine operates at a constant speed, with consistency throughout the entire process. It has a roll shaft diameter of 2 inches, a roll space of 10 inches for horizontal centers of 10 inches and vertical centers of 4 to 5 1/2 inches.



### **Metal Form – Schroeder MAK 4 Evolution UD**

Our two Schroeder MAK 4 Evolution UD Folders handle sheet metal folding with state-of-the-art up-and-down technology. The MAK4 Evolution UD is extremely robust and capable, with metal thickness ranges of 0.040 to 0.197 and part lengths in excess of 13 feet. It features extended opening heights (850 mm clamping beam, strong drives, speed optimizer, float-free planetary drive motors, options for back and front stops, or a safety PLC with light barriers to make the work areas safer. With the MAK 4 Evolution UD, we're able to fabricate multiple bends with great accuracy and efficiency.

*The photos contained in this document are intended to be representative. The actual equipment may look slightly different than what is shown.*

## MISCELLANEOUS EQUIPMENT



### Inspection Scanner

The speed and simplicity of our FabriVISION Inspection Scanner reduces our inspection time by over 80% with faster turnaround, increased throughput, lower costs per part, and reduced scrap and rework. FabriVISION's advanced user interface users with less developed skills to perform a QC inspection, reducing QC labor cost. This system also allows more parts to be inspected as operators take measurements and compare against part data, offering a greater chance of detecting part defects. FabriVISION software offers the added flexibility of creating inspection files away from FabriVISION machine.



### Lathe – Clausing Colchester 21" Swing Lathe

Our Clausing Colchester 21" swing lathe is one of the best in the industry for cutting, sanding, knurling, drilling, deformation, facing, and turning with perfect symmetry. Our lathe features a state-of-the-art AC Spindle Drive with a surface mount technology, three headstock gear ranges, a wide spread of constant power and infinitely variable spindle speeds that deliver high reliability and precision.



### Milling Machines

We have three Bridgeport benchmark-level milling machines. The Bridgeport Milling Machine is the benchmark, all-purpose mill for milling, drilling, and boring various pieces of metalwork. The machine features an innovative airflow cooling design that uses no external fans to prolong bearing life and prevent expansion from heat buildup. The Acu-Rite digital readout able us to clearly monitor the progress of the job in real-time.

Our three Bridgeport 2J mills, with table dimensions of 9" x 42" and 9" x 48" feature a unique and patented air-cooling system of the "2J" head ensures that any heat buildup in the spindle bearings, belt or quill area is kept to an absolute minimum. Distortion and inaccuracy due to excessive heat rise is diminished by maintaining the operating temperature within 20 degrees Fahrenheit of ambient temperature. Also, with no external cooling fans, vibration is reduced, and the ongoing maintenance or threat of a fan failure is eliminated.



### Shears – Guillotine Drive Shears

Each of our two Standard AS253-10 Shear machines is a true guillotine drive shear with an oil filter, disconnect switch, magnetic starter and control voltage transformer. A set of premium, four edge blades with shock resistant, chrome alloy are standard on all new shears allow for extreme durability and precision. There is not a heavier duty, versatile shear manufactured in the U.S.A. or any other country. The hydraulic shear has the advantage of full tonnage throughout the stroke, and full tonnage throughout the length of the table during the entire shearing process from start to finish. Our machine features a single hydraulic cylinder that powers the bellcrank linkage system. The system has the advantage of a positive, precision mechanical drive coupled with the ease and safety of a hydraulic power plant. Without multiple cylinders or a pivoting swing-beam, there is much less distortion during the job.


*The photos contained in this document are intended to be representative. The actual equipment may look slightly different than what is shown.*

We have a variety of high-performance industrial power saws, each with unique capabilities and attributes.



### **DoAll 2612-1H33 Band Saw**

Our DoAll 2612-1H33 band saw features a hydraulically powered worktable with a 24" table stroke. The upright saw has a cutting capacity of 26" x 16" and has an easy-to-use operators panel resulting in reduced operating costs, less maintenance, and accurate work.



### **Emmegi Precision T2 EMS Dual-Head Band Saw (2 Stations)**

Our two Emmegi Precision T2 EMS dual head band saws have 5 controlled axes for aluminum, PVC, and light alloy cutting with automatic movement of the mobile head. Additionally, the saw features electronic management of all angles between 15° 45° with 280 positions of precision within each degree. Blade advancement is driven by a couple of hydro-pneumatic cylinders to give the power needed to cut through even the toughest materials.



### **Hydmek DM-10P Band Saw (2 Stations)**

Our Hydmek DM-10P Band Saw has exceptional cutting capability. Its cast iron head and vises are designed for rigidity-absorbing vibrations and ensuring accuracy during cutting. A rotating table with a single cut line allows head and blade groves to move together for smooth, accurate mitering. Easily accessible electrical panels and user-friendly operator controls make the DM-10P Band saw built for maximum flexibility and productivity.



### **Grizzly G0652 Table Saw**

Our Grizzly G0652 Table Saw has a 52" rip capacity and extended side and rear tables to support a full sheet of plywood, making ripping and cross cutting operations simpler than ever. A guard with a splitter or interchangeable riving knife helps prevent binding and kickback, and a rail mounted magnetic switch with thermal overload protection provides additional safety features. Our table saw makes bevel cutting extremely precise with a left tilting blade and digital angle display.



### **Smitty Chop Saws**

We operate two Smitty Chop Saws, a 16-inch saw and an 18-inch saw. Both are designed to cut various types of ferrous and non-ferrous metals, including mild steel, structural members and steel studs and powerful enough to cut pipe, angle iron, conduit and more up to 4 3/4in. round and 4 1/8in. square stock These saws can also adjust to 45° for quick, easy miter cuts.



### **Scotchman SUP 600NF CNC Saw**

The SUP-600 NF is a large capacity mitering upcut circular cold saw designed specifically for cutting non-ferrous material. Featuring a 24" (600 mm), 132 tooth carbide blade, it is capable of producing burr free cuts on round material up to 9" in diameter, square material up to 8" and rectangular cuts up to 15' x 6". The SUP 600 NF saw offers an increased cutting capacity not found in traditional pivot down saws.

*The photos contained in this document are intended to be representative. The actual equipment may look slightly different than what is shown.*

We have eight different punch presses, each tailored to a specific process or product type.



### **Bliss C-60 60-ton Punch Press**

Our Bliss C-60 60-ton punch press features a 7.7-ton air cushion with approx. 4" stroke. A Free-standing control with dual palm buttons makes the run & emergency stop buttons clear and easily distinguishable. Bijur automatic oil lubrication and a safety light curtain keep everything running smoothly and safely to produce the best final product.



### **Danly H2 150-48-42 Punch Press**

The Danly H2 150-48-42 punch press is equipped with automatic lubrication, a floor standing base, tie rods, single geared back, and a single end drive as standard features, making it one of the industry's best. It features a 150-ton capacity and a 42 x 48 bed.



### **Minster MS2, 150-ton Punch Press**

Our Minster MS2 Punch press 150-60-48 can handle a payload of up to 150 tons and is equipped with air cushions in the floor standing base built within a cast iron from, making it one of the most robust presses in the industry. A double back geared, twin gear drive allows for power and speed that boosts productivity immensely.



### **Minster-5, 45-ton Punch Press**

Our Minster-5 45-ton punch press is equipped with a variable frequency drive, updated link controls, three movement modes, and several safety measures to ensure the best end product. The Minster-5 is extremely accurate and can punch a variety of metalworks.




### **Niagara M60 60-ton Punch Press**

Our Niagara M60 60-ton punch press can punch metal at a speed of 80-175 strokes per minute over an area of 693 square inches. The machine is equipped with an air clutch, dual palm activation, and a stroke length of 6" to make our work extremely productive.



### **Niagara PN 335 Punch Press**

The Niagra PN 335 punch press features a 335-ton capacity, a stroke length of 8" and a 120 x 48 bed for extremely large metalworking applications.



### **Niagara SC2-200-60-36 Punch Press**

The Niagara SC2-200-60-36 punch press that features a 250-ton capacity. It is made of welded steel with pre-shrunk steel tie rods at four corners of die area. A barrel-type slide adjustment unit eliminates bending forces on the adjusting screw and the slide adjustment is completely motor driven. The drive mechanisms are heat treated and the crankshaft is made of forged high-carbon steel, normalized and machined to precision tolerances.



### **Verson S2-300-96-60T Punch Press**

The Verson S2-300-96-60T is one of our punch presses with a capacity of 300 tons and a bed size of 60" x 96". Standard features include: an air clutch and brake, air counterbalances, a recirculating lube system, a t-slotted ram and bolster, 37" wide windows, a Wintress control system, and a floor standing body.

*The photos contained in this document are intended to be representative. The actual equipment may look slightly different than what is shown.*

## TURRET PRESSES

**We have five high-performance automated turret presses, each with unique capabilities and attributes, as well as a Togu tool sharpener.**



### **Amada Vipros 358 King II Fully Automated ASR Cell**

The Amada Vipros 358 King II is the fastest of the high speed Amada Vipros hydraulic turret punch presses. It is a perfect machine for high speed processing of light gauge sheet metal (10 gauge or less) combining its high hit rate with a 58 station – 4 auto index turret, that features the largest auto-index in the industry at 4 1/2". The huge 60" x 80" table allows the 368 King II to handle sheets up to 5" x 13" with one auto-repositioning cycle and the brush table-top design is quite to operate and will not mark parts like a ball table. This Amada Vipros 368 King II is equipped with the Fanuc based 18P control, which offers greater ram control for running forming tools.



### **LVD Strippit 1500 H30 Turret Press**

Our LVD Strippit 1500 H30 turret press is equipped with a 40 station Strippit style turret with three auto-index stations to optimize metal forming. With a maximum material thickness of .312", the LVD turret press can handle a wide array of work pieces up to 60" x 144" in area. Smart Stroke hydraulics and programmable sheet clamps make our machine extremely accurate. The turret press can handle up to 509 pounds of material at any one time and is primarily used to punch holes sized 16 Gauge and up.



### **Togu Tool Sharpener**

Our Togu tool sharpener offers high-precision automated grinding designed specifically for turret punch press tooling. With servo-controlled wet rotary grinding, the Togu machine provides an unsurpassed surface finish that significantly increases tool life. Easy operation eliminates the need for experienced grinding operators, and its small footprint allows for strategic shop placement.



### **Vertical Press – Lors:Tecna Model 6122**

The Lors:Tecna Model 6122 Vertical Press is designed to perform both spot and projection welding. The mechanical frame of the machine has been designed to minimized flexions and the body is combined with inverter technology to obtain high quality welding. Extreme precision in time and current with a reduction in costs gives this machine the capability for high work pressure, constancy and consistency.



### **LVD Strippit PX 1530 Turret Press (33 Ton)**

Our LVD Strippit PX 1530 turret press is equipped with a 40 station Strippit style turret with automation and three auto-index stations to optimize metal forming. The PX 1530 turret press can handle a wide array of work pieces up to 60" x 144" in area. Smart Stroke hydraulics and programmable sheet clamps make our machine extremely accurate. The turret press can handle up to 509 pounds of material at any one time and is primarily used to punch holes sized 16 Gauge and up.

*The photos contained in this document are intended to be representative. The actual equipment may look slightly different than what is shown.*

## WELDING STATIONS

We have two different types high-performance automated welding stations—45 stations in all—each with unique capabilities and attributes.



### Miller CP-300 Welders MIG – 4 Stations

We have four Miller CP-300 welders MIG that can connect a standard MIG gun, spool gun, or push/pull gun. With synergic welding, profile pulse, parameter and system lock, true push-pull wire feed system, the CP-300 MIG is ideal for fabrication for thin gauge aluminum.



### Miller CP-302 Welders MIG – 9 Stations

Our CP-302 welders MIG units can connect a standard MIG gun, spool gun, or push/pull gun. With synergic welding, profile pulse, parameter and system lock, true push-pull wire feed system, the CP-302 MIG is ideal for the fabrication for thin gauge aluminum.



### Miller Deltaweld CP 452 MIG – 4 Stations

Our four Miller Deltaweld CP 452's are the industry standard for industrial MIG welding, designed for manufacturing operations with a 100 percent duty cycle for extended arc-on-time. Line voltage compensations ensures consistent weld performance even when the primary power varies. Our machine has a cooling systems that operates only when needed to reduce contaminants drawn into the machine and excess noise in work areas.



### Miller Deltaweld 350 Tig – 5 Stations

Each of our five Miller Deltaweld 350 Tig units has an EZ-Set to simplify parameter setup based on material thickness, removing complexity and reducing welder training time. A pulsed feeder provides a 28% wider operating window and a more forgiving arc, compensating for variations in operator technique. Next generation communication via ArcConnect improves weld performance and allows point-of-use controls to be located at the feeder. The cooling system operates only when needed, which reduces noise, power consumption, and the amount of airborne contaminants going through the machine.



### Miller Invision 450 Deltaweld 301 Mig:Tig Weld Stations (15 stations)

Each of our 15 Miller Invision 450 Deltaweld 301 Mig:Tig weld stations ensures consistent weld performance even when primary power varies with Line Voltage Compensation and activates the cooling system only when needed. This reduces contaminants drawn into the machine and excess noise in work areas for better quality control and a more pleasant workplace presence. Our machine features easy to read digital meters to ensure accuracy when presetting and reading actual voltage and amperage. A 14-pin receptacle provides a quick, direct connection to Miller wire feeders and is capable of remote voltage control.



### Miller Dynasty 280 TIG

Our Miller Dynasty 280 provides essential TIG and Stick functions and provides operator-friendly, menu-driven features. Weighing in at just 52 pounds, the machine is extremely portable and easy to transport. A front panel memory card data port provides the ability to easily upgrade software and expand product features.



### Miller Spectrum 625 X-Treme Plasma Cutters – 4 Stations

We have four Miller Spectrum 625 X-Treme plasma cutters, top-quality plasma cutters able to sever 5/8 inch mild steel.

*The photos contained in this document are intended to be representative. The actual equipment may look slightly different than what is shown.*




### **Powermax 85 Plasma Cutter**

The Powermax 85 plasma cutter is designed to maximize uptime and productivity, the system offers the latest technology innovations, such as Smart Sense technology to automatically adjust the gas pressure. With a variety of Duramax torch styles, operators can easily select exactly the right tool for the job: hand cutting or gouging, portable automation, X-Y table, and robotic cutting or gouging.



### **Syncrowave 350 LX**

The Syncrowave 350 LX provides a stable low-end output for intricate applications and the capability to ensure we have enough power for those heavy demands. The machine features Syncro Start™ for customized arc starts allows our operators to choose from three different starting conditions to optimize the application according to tungsten diameter and material thickness. Miller Squarewave technology provides arc stability when welding aluminum, prevents arc rectification, and eliminates tungsten erosion. The balance control is adjustable to provide additional oxide removal (more cleaning) or less cleaning based on the condition of the material being welded. Digital welding meters display both amperage and voltage for viewing of the actual and preset values for greater accuracy and repeatability in our welding procedures.



### **Yaskawa Motorman ArcWorld Dual Robotic Weld Cell (2 Stations)**

Our two Yaskawa Motoman ArcWorld Dual Robotic Weld Cell stations are built for demanding production environments with wire-to-weld solutions that are pre-assembled on a common base. Each ArcWorld station features menu-driven arc welding application software, an integrated welding package, operator station, two welding robots, and a total safety environment to deliver a confident and efficient weld every time. Each robot can handle 12 kg of payload capacity to support a wide variety of torches and sensors all while maintaining an internal process monitoring system to ensure the accuracy of each action. Powered roll-up doors improve ergonomics and are interlocked with robot operation to safeguard the operator during part load/unload. Offering the highest payload, fastest speed, and highest wrist allowable movement in their class, the dual Yaskawa robot systems optimize productivity with an easy-to-use interface and increased output with top-of-the-line product quality.



### **Miller Invision 450 Deltaweld 301 Mig:Tig Weld Stations (15 stations)**

Each of our 15 Miller Invision 450 Deltaweld 301 Mig:Tig weld stations ensures consistent weld performance even when primary power varies with Line Voltage Compensation and activates the cooling system only when needed. This reduces contaminants drawn into the machine and excess noise in work areas for better quality control and a more pleasant workplace presence. Our machine features easy to read digital meters to ensure accuracy when presetting and reading actual voltage and amperage. A 14-pin receptacle provides a quick, direct connection to Miller wire feeders and is capable of remote voltage control.



### **Yaskawa Robotic Welding Station**

Our Yaskawa Robotic Arc Welder features dual welding arms, a large workpiece turntable and sophisticated computer control to deliver precision, high-quality welds quickly and consistently.

*The photos contained in this document are intended to be representative. The actual equipment may look slightly different than what is shown.*

# American Warrior Enterprises is the reliable partner you've been looking for.

**American Warrior Enterprises** is the best-equipped Service-Disabled Veteran-Owned Small Business metal fabrication firm in the country. The bottom line: If you're looking for a reliable supply chain partner, you've come to the right place. Put American Warrior Enterprises to work for your bottom line.

Learn more at [AmericanWarriorEnterprises.com](http://AmericanWarriorEnterprises.com) or call 1-712-252-5254.

## AT A GLANCE:

### American Warrior Enterprises, Inc.

184 Tuckerton Rd #4

Reading, PA 19605

[AmericanWarriorEnterprises.com](http://AmericanWarriorEnterprises.com)

### POC: Terry Graves, President/CEO

712-252-5254

[Terry@AmericanWarriorEnterprises.com](mailto:Terry@AmericanWarriorEnterprises.com)

### POC: John Shanklin, Project Manager

256-683-7599

[JShanklin@AmericanWarriorEnterprises.com](mailto:JShanklin@AmericanWarriorEnterprises.com)

## CORE COMPETENCIES:

- Fabricated Steel & Aluminum Products
- Value Added Fabrication
- End-to-End Solutions
- Secure Project Islands
- Assembly Line Capabilities
- Design/Engineering Review | VA-VE
- Logistical Support
- Strict Quality Control
- Just-In-Time Manufacturing
- Laser Cutting
- CNC Bending, Forming, Machining, Milling & Turning
- Precision Welding
- Coating & Painting

## PSC CODES:

- 331 Primary Metal Manufacturing
- 332 Fabricated Metal Product Manufacturing
- 333 Machinery Manufacturing
- 336 Transportation
- 488 Packing/Crating

## NAICS:

We cover a variety of NAICS codes. Contact us for specific NAICS information.

**Cage Code:** 7XMY3

**UEI:** URXHT86VMMB9

**DUNS:** 080820292



National Armaments Consortium



DoD Ordnance Technology Consortium



Cornerstone OTA



National Advanced Mobility Consortium



Terry: 712-252-5254 | John: 256-683-7599 | [AmericanWarriorEnterprises.com](http://AmericanWarriorEnterprises.com)

